

Skill Development Ecosystem

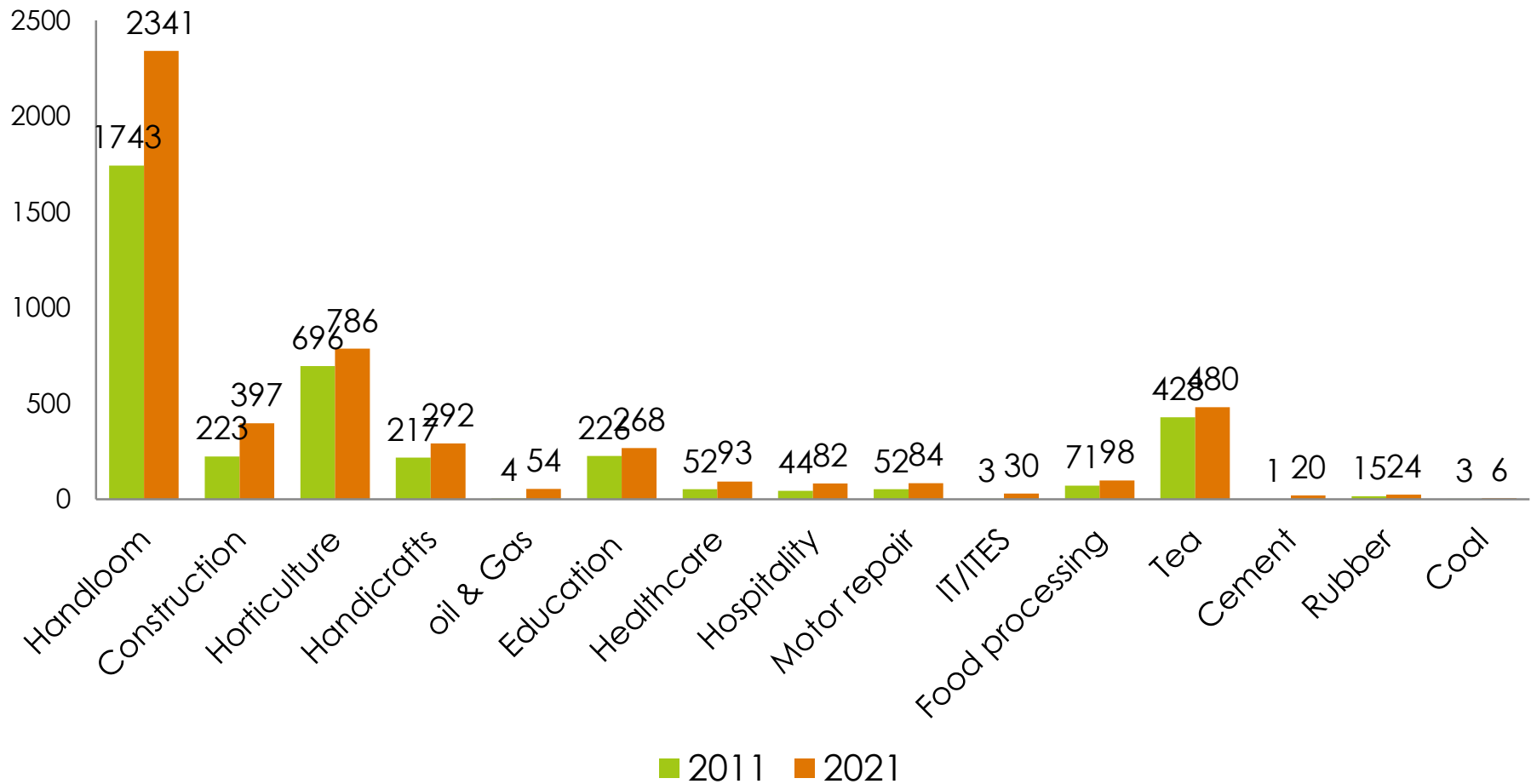
State: Assam

Date: July, 2017

Overview of the state

- ✓ Number of districts- 27
- ✓ Population- 31 million (14th most populated state of India)
- ✓ Total working population: approx 36% of total population
- ✓ GDP (per capita)- Rs 1.59 lakh crore
- ✓ Male: Female- 1000:958
- ✓ Literacy rate-72.19%
- ✓ Major industries/sectors in the state- Bamboo, textiles, Tea, khadi , agro based, etc

Human Resource requirement in Assam- 12.34 lakh people (between 2011-2021) as per NSDC report



Source: NSDC

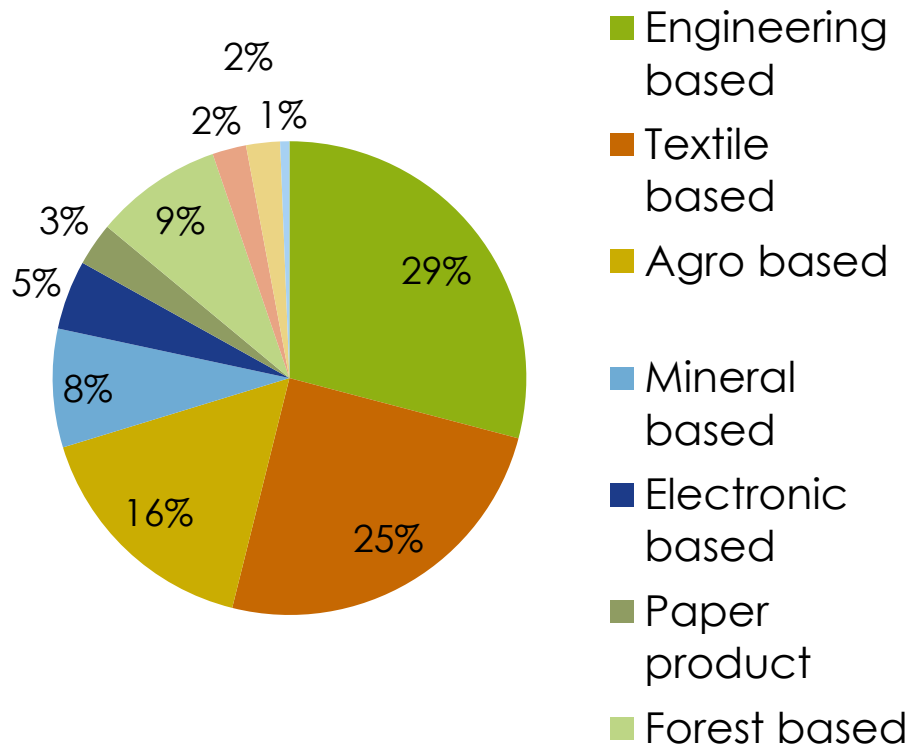
District wise human resource requirement in Assam between 2011-21

Districts / sectors	Human Resource Requirement between 2011 and 2021															
	Handloom	Handicrafts	Horticulture	Food processing	Tea	Tourism & Hospitality	IT / ITES	Healthcare	Education	Construction	Rubber	Oil and Gas	Cement	Coal	Motor Repair	Total
Baksa	-	-	-	175	0	-	-	1,054	-	2,218	150	-	-	-	-	3,597
Barpeta	35,828	4,483	5,271	35	0	752	-	1,580	2,248	9,540	13	-	-	-	-	59,751
Bongaigaon	22,777	2,850	2,995	40	2	-	-	559	1,237	6,516	110	-	-	-	-	37,085
Cachar	10,641	1,331	3,069	1,496	3,392	93	-	1,290	2,074	10,813	500	-	-	-	1,486	36,185
Chirang	-	-	-	18	-	-	-	523	-	1,107	15	-	-	-	-	1,663
Darrang	27,869	3,487	5,791	384	5,719	376	-	1,098	2,228	6,789	93	-	-	-	-	53,835
Dhemaji	760	95	3,622	29	3	-	-	825	1,148	5,323	11	-	-	-	-	11,817
Dhubri	8,422	1,054	5,183	154	0	-	-	1,237	5,676	5,608	65	-	-	-	316	27,714
Dibrugarh	21,888	2,738	3,123	3,937	669	1,505	-	2,424	1,253	8,212	23	-	-	-	3,146	48,919
Goalpara	17,595	2,201	2,732	59	0	-	-	1,263	1,373	3,732	362	-	765	-	-	30,082
Golaghat	24,328	3,044	3,905	2,101	55	4,195	-	1,234	933	7,264	130	-	-	-	648	47,838
Hailakandi	11,065	1,384	1,598	432	0	-	-	732	1,365	4,051	401	-	-	-	-	21,028
Jorhat	34,538	4,321	3,415	1,790	9	2,634	3,042	2,234	1,251	8,120	10	-	-	-	3,367	64,730
Kamrup	64,464	8,066	3,582	-	0	-	3,042	1,351	693	11,195	470	-	3,014	-	-	95,877
Kamrup (M)	31,946	3,997	1,535	1,177	462	10,911	21,678	4,995	1,616	7,098	26	-	2,720	-	13,485	101,647
Karbi-Anglong	21,354	2,672	4,324	97	262	376	-	1,214	1,219	4,727	2,024	-	-	-	-	37,997
Karimganj	16,257	2,034	2,198	426	0	-	-	1,195	1,563	5,842	1,141	-	1,955	-	-	32,611
Kokrajhar	44,020	5,508	3,961	215	3	-	-	1,428	1,231	5,613	62	-	-	-	-	62,041
Lakhimpur	39,646	4,960	6,739	716	9,917	752	-	1,116	2,190	6,052	11	-	-	-	-	72,099
Morigaon	30,247	3,784	3,431	65	0	376	-	984	1,224	5,338	65	-	-	-	-	45,515
N.C. Hills	6,092	762	682	22	528	-	-	599	886	1,550	51	-	-	-	-	11,171
Nagaon	31,113	3,893	7,661	1,299	931	4,195	-	3,412	3,288	12,420	18	-	459	-	316	69,004
Nalbari	37,760	4,724	3,614	28	0	-	-	1,203	1,591	5,068	1	-	-	-	-	53,990
Sivsagar	30,015	3,755	3,292	2,992	11	3,386	-	1,936	2,342	11,032	25	-	-	-	1,281	60,068
Sonitpur	10,327	1,292	5,353	3,082	43	8,390	-	2,563	1,722	8,039	113	-	-	-	3,462	44,386
Tinsukia	18,864	2,360	3,148	5,161	12	752	-	2,074	916	8,178	45	50,000	-	3,008	5,027	99,546
Udalguri	-	-	-	-	-	-	-	-	-	2,279	35	-	-	-	-	4,161
Assam	597,817	74,796	90,223	27,015	22,022	38,694	27,762	40,884	41,268	173,721	5,970	50,000	8,641	3,008	32,536	1,234,357

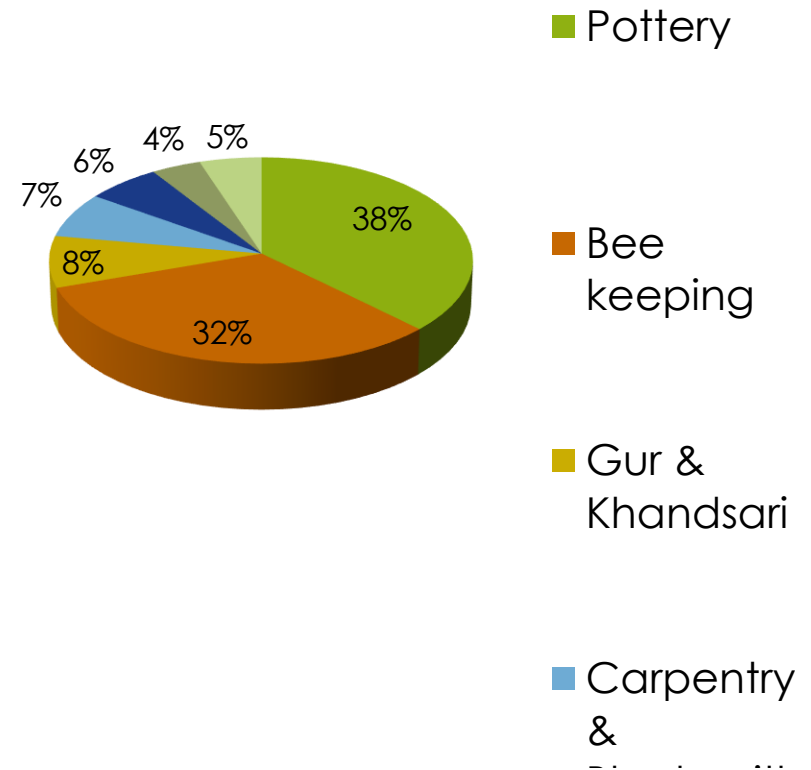
Source: IMA CS Analysis

Scope of employment in different types of industries prevailing in Assam

Type of industry



Employment in Khadi & village Industries



Source: NSDC

Report submitted by various Deptts/Mission regarding Honorable CM's announcement as on 11/12/15

SI No	Name of the Departments/Age ncies	Organisation	FY 2014-15		FY 2015-16	Total Target 15-16
			Target	Achievement	Target	
1	Agriculture	ARIAS SOCIETY	-	-	-	163317
		ASSAM SMALL FARMERS AGRI-BUSINESS CONSORTIUM	-	-	-	
		ASSAM SEEDS CORPORATION LIMITED	-	-	-	
		DIRECTORATE OF AGRICULTURE	4032	3712	155817	
		DIRECTORATE OF HORTICULTURE & FOOD PROCESSING	7000	5000	7500	
2	P & RD	OFFICE OF THE COMMISSONER PANCHAYAT AND RURAL DEVELOPMENT	-	-	-	160030
		ASSAM STATE RURAL LIVELIHOODS MISSION SOCIETY	-	-	145330	
		STATE INSTITUTE OF RURAL DEVELOPMENT (SELF EMPLOYMENT)	20000	18611	14700	
3	A.H. & Veterinary	ASSAM LIVESTOCK DEVELOPMENT AGENCY (Training & Establishment of private Artificial Insemination (AI) workers)	500	120	380	43612
		ASSAM LIVESTOCK AND POULTRY CORPORATION LIMITED	-	-	4550	
		DIRECTORATE OF A.H. & VETERINARY	12620	120	36680	
		OFFICE OF THE DIRECTOR ,DAIRY DEVELOPMENT , ASSAM	1851	181	2002	
4	Labour & Employment	EMPLOYMENT GENERATION MISSION ,ASSAM	11377	13461	30000	31600
		DIRECTORATE OF EMPLOYMENT AND CRAFTSMEN TRAINING	54105	48591	1600	
5	Fishery	FISHERY DEPARTMENT/ DIRECTORATE OF FISHERIES	1436	1436	11132	18407
		ASSAM FISHERIES DEVELOPMENT CORPORATION LTD	17072	17072	7275	

Source: ASDM

6	Welfare of Plain Tribes and Backward Classes	DIRECTORATE OF WELFARE OF SCHEDULE CASTE	257	-	257	18332
		ASSAM STATE DEVELOPMENT CORPORATION FOR OBC LTD (Family oriented income generation scheme)	7716	7716	350	
		OFFICE OF THE MANAGING DIRECTOR ASSAM PLAINS TRIBES DEVELOPMENT CORPORATION LTD	-	-	-	
		OFFICE OF THE DIRECTOR , WELFARE OF TEA & TEA GARDEN TRIBES	8414	8414	8725	
		DIRECTORATE OF WELFARE OF PLAIN TRIBES & BACKWARD CLASSES	11917	1198	9000	
		ASSAM STATE DEVELOPMENT CORPORATION FOR SCHEDULED CASTES LTD	-	-	-	
7	Power & Public Enterprise	ASSAM INDUSTRIAL INFRASTRUCTURE DEVELOPMENT CORPORATION	-	-	-	4000
		ASSAM FINANCIAL CORPORATION	-	6822	4000	
		ASSAM TEA CORPORATION LIMITED	-	-	-	
8	Handloom & Textile, Sericulture	DIRECTORATE OF HANDLOOM AND TEXTILES	4614	4327	1342	3853
		ARTFED	3500	2589	911	
		DIRECTORATE OF SERICULTURE	451	451	1600	
9	Social Welfare	DIRECTORATE OF SOCIAL WELFARE	2409	79	2036	2036
10	Industries & Commerce	OFFICE OF THE COMMISSONER OF INDUSTRIES & COMMERCE	1472	-	1610	1610
		INDUSTRIES AND COMMERCE DEPARTMENT	-	-	-	
		ASSAM SMALL INDUSTRIES DEVELOPMENT CORPORATION LTD	-	-	-	
		ASSAM INDUSTRIAL DEVELOPMENT CORPORATION LTD	-	-	-	
11	Information & Technology	AMTRON	342	347	1200	1200
12	Transport	ASSAM STATE TRANSPORT CORPORATION	-	-	1200	1200

Source: ASDM

13	Minority Development	ASSAM LINGUISTIC MINORITIES DEVELOPMENT BOARD	5	5	24	914
		ASSAM MINORITIES DEVELOPMENT BOARD	877	771	750	
		OFFICE OF THE DIRECTOR, CHAR AREAS DEVELOPMENT ASSAM	132	132	140	
14	Tourism	OFFICE OF THE DIRECTOR OF TOURISM	802	802	390	390
		ASSAM TOURISM DEVELOPMENT CORPORATION LTD	-	-	-	
15	Sports & Youth Welfare	OFFICE OF THE DIRECTOR OF SPORTS & YOUTH WELFARE , ASSAM	609	509	100	100
16	Autonomous Council	OFFICE OF THE PRINCIPAL SECREATRY: DEOURI AUTONOMOUS COUNCIL	107	ON TRAINING PERIOD	100	100
17	Municipal Administration	DIRECTORATE OF MUNICIPAL ADMINISTRATION ASSAM(NULM)	36300	-	-	-
18	Education Department	DIRECTOR, SECOANDRY EDUCATION	3600	1200	4500	4500
		RASHTRIYA MADHYAMIK SIKSHA ABHIJAN(Vocationalisation of Education)	59 SCHOOLS	59 SCHOOLS	95 NEW SCHOOLS	95 NEW SCHOOLS
19	Science and Technology	OFFICE OF THE DIRECTORATE OF SCIENCE AND TECHNOLOGY	-	-	-	-
20	Disaster Management	CEO, Assam State Disaster Management Authority (ASDMA)	-	-	-	-
21	Health	Directorate of Health Services (Family Welfare)	-	-	-	-
22	Hill Area Development	ASSAM HILLS SMALL INDUSTRIES DEVELOPMENT CORPORATION LTD	146	146	106	106
Total			213663	143812	455307	455307

Source: ASDM

Rashtriya Madhyamik Siksha Abhigyan (RMSA)

Programme	Programme implemented by	FY 2014-15		FY 2015-16
		Target	Achievement	Target
Alignment of vocational education in schools to National skills Qualification Framework(NSQF)	Course curriculum by PISSCIVE, Bhopal and Industrial visit by Gyanjyoti and Darwin	59 Schools	59 Schools	95 new schools has been recommended by project approval Board MHRD

Training capacity of Vocational Education in Assam

- No of functional ITIs-28
- No of ITIs exclusively for women: 05
- No of trades engineering: 22, Non engineering- 09
- Total seating capacity of Govt ITIs- 8166
- Total Seating capacity of private ITIs- 3892
- No of Employment Exchanges- 52
- No of Zonal Employment offices- 06

Formation of SSDM

- Assam Skill Development Mission has been formed on 03/12/2015
- MD, ASDM has been appointed
- Employment Generation Mission, Assam has been merged with ASDM and the employees of EGM have been taken over by ASDM
- No new staff recruited yet

Courses identified for aligning to NSQF

Centrally Aligned	Ready for alignment	Clarification on awarding body	Central/State alignment	No alignment required
ASRLMS (DDU-GKY)	Director, Animal Husbandry & Veterinary Dept. Assam	Commissioner of Industry & Commerce	Directorate of Secondary Education, Assam	Directorate of Agriculture
ASULMS (NULM)	Director of Fisheries	Assam Minorities Development Board	Directorate of Technical Education	Directorate of Horticulture & FP
Directorate of Welfare of Tea & Ex Tea Garden Tribes	Directorate of Handloom & Textile	Sericulture Department	Office of the Development Commissioner (Handicrafts), North Eastern Regional Office	Directorate of Tourism
	Directorate of Social Welfare	State Institute of Rural Development, Assam		
		Directorate of Welfare of Plain Tribes & Backward Classes		

Contact

- Nodal Person: A P Tiwari , MD, ASDM
- Contact: 9435351112
- Email id: anandips04@gmail.com

Thank You