

Skill Development Ecosystem

State: Jammu and Kashmir

July 2017

Overview

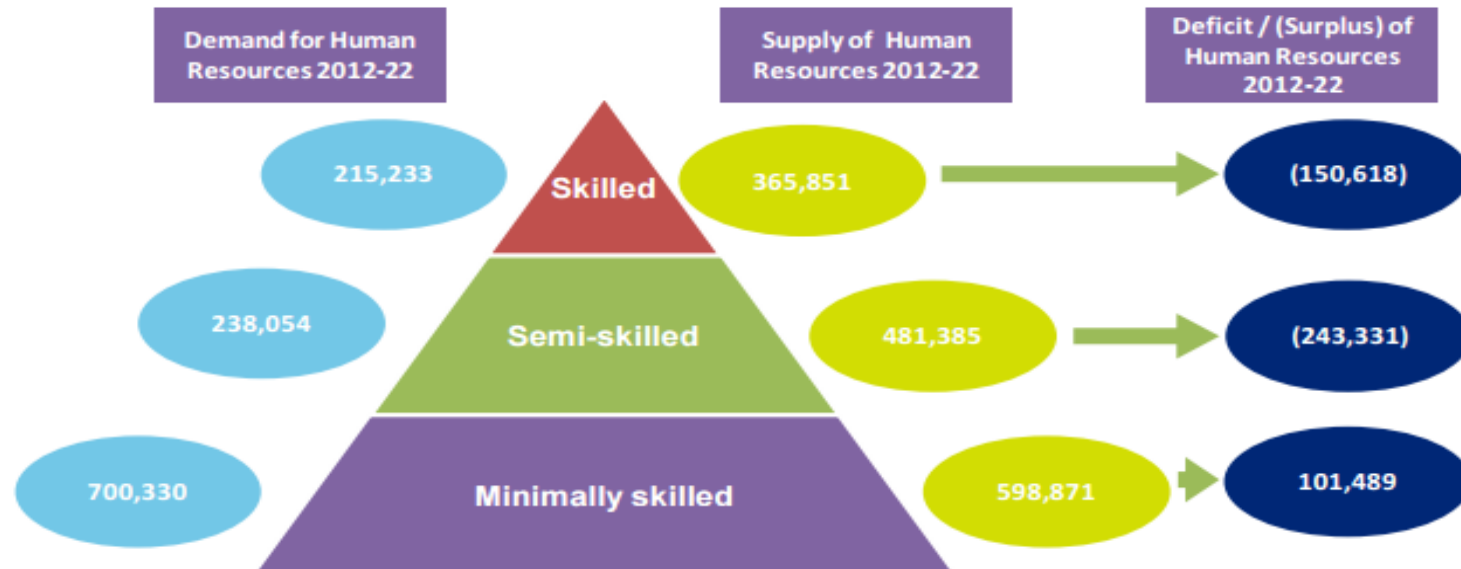
- ▣ State/UT profile
- ✓ Number of districts: 22(10 Jammu, 10 Kashmir and 2 in ladakh)
- ✓ Population:1.25 crores(per 2011 census)
- ✓ Total working population: 7,326,095
- ✓ GDP: 43,097 (0.8% share in India GDP)
- ✓ Male: Female :889 females per thousand male
- ✓ Literacy rate: 67.16 %
- ✓ Major industries/sectors in the state : Agriculture and allied; trade hotels and restaurants, transport , tourism, communication, banking and insurance

Skill gap analysis : NSDC Skill Gap Report

Year	2012	2017	2022
Population	12,852,799	14,498,941	16,379,887
Working Age Population	7,326,095	8,264,396	9,336,535
Projected Labour Force	5,269,647	5,944,566	6,715,754
Projected Work Force	5,141,119	5,799,576	6,551,955
Incremental Manpower Supply 2012-2022	1,446,106		

Source: IMAcS Analysis

This leads to a demand-supply gap as depicted in the figure below:



Incremental Skill gap

Skill levels	Incremental supply, 2012-22
Minimally Skilled	598,871
Semi-Skilled	481,385
Skilled	365,851
Total	1,446,107

Source: IMaCS Analysis,

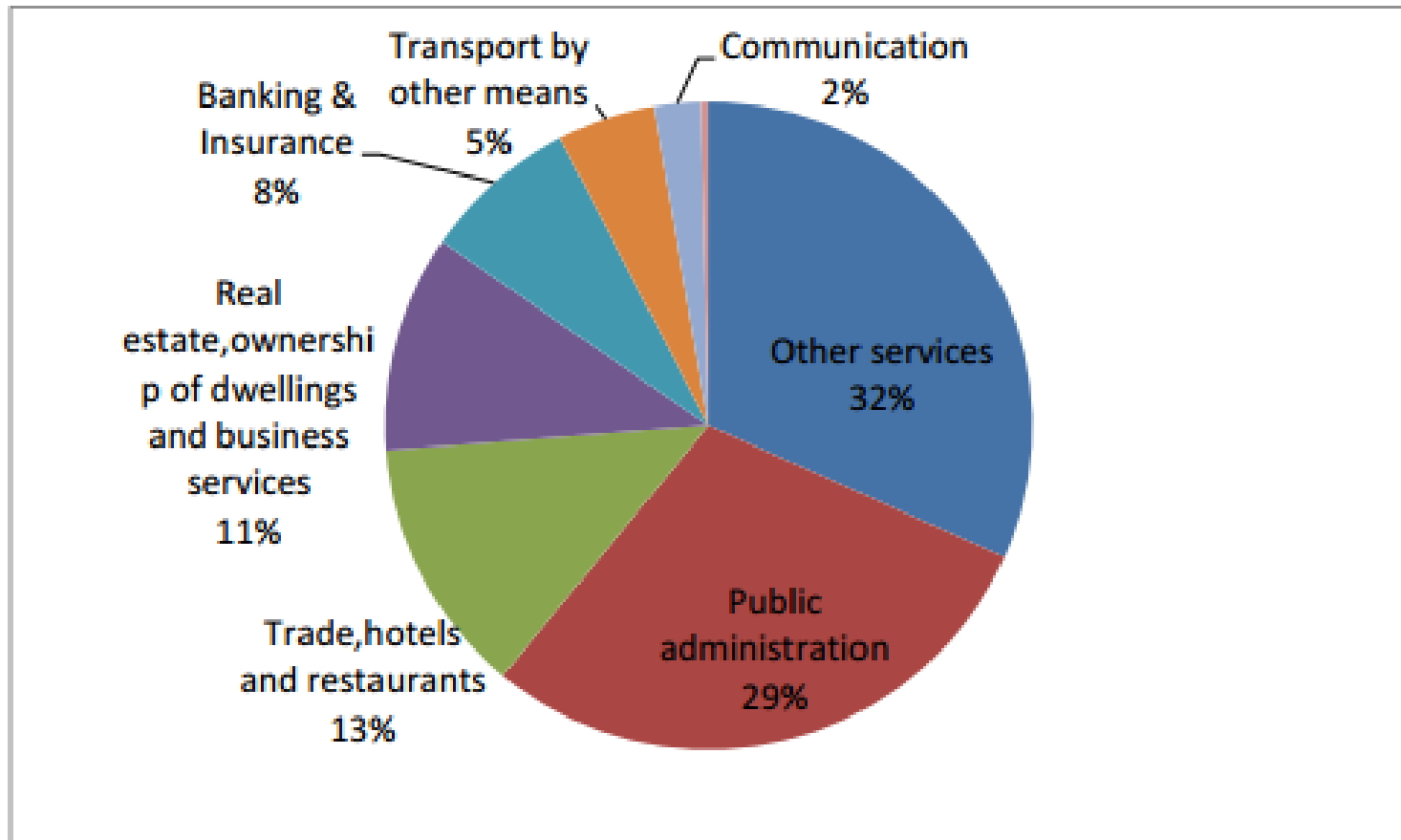
Incremental Skill Gap in detail

Incremental Demand	2012-17				2017-2022			
	Minimally skilled	Semi-Skilled	Skilled	Total	Minimally skilled	Semi-Skilled	Skilled	Total
Primary Sector								
Agriculture & allied activities	185,099	18,960	12,625	216,683	202,036	20,695	13,780	236,511
Total (I)	185,099	18,960	12,625	216,683	202,036	20,695	13,780	236,511
Secondary Sector								
Food processing	2,919	2,335	584	5,838	3,408	2,726	682	6,815
Chemicals and pharmaceuticals	4,333	3,033	1,300	8,666	6,450	4,515	1,935	12,899
Textile and Clothing	1,242	994	248	2,485	1,553	1,243	311	3,107
Construction	18,315	2,358	1,139	21,812	18,984	2,444	1,180	22,609
Handicrafts and handlooms	8,068	13,446	5,378	26,892	8,593	14,321	5,728	28,642
Gems and jewellery	3,388	1,206	1,149	5,743	4,694	1,671	1,591	7,956
Other manufacturing	14,863	10,404	4,459	29,727	33,232	23,263	9,970	66,465
Power	-	5,687	3,787	9,568	-	10,551	7,034	17,585
Total (II)	53,128	39,457	18,044	110,630	76,913	60,733	28,431	166,077

Contd....

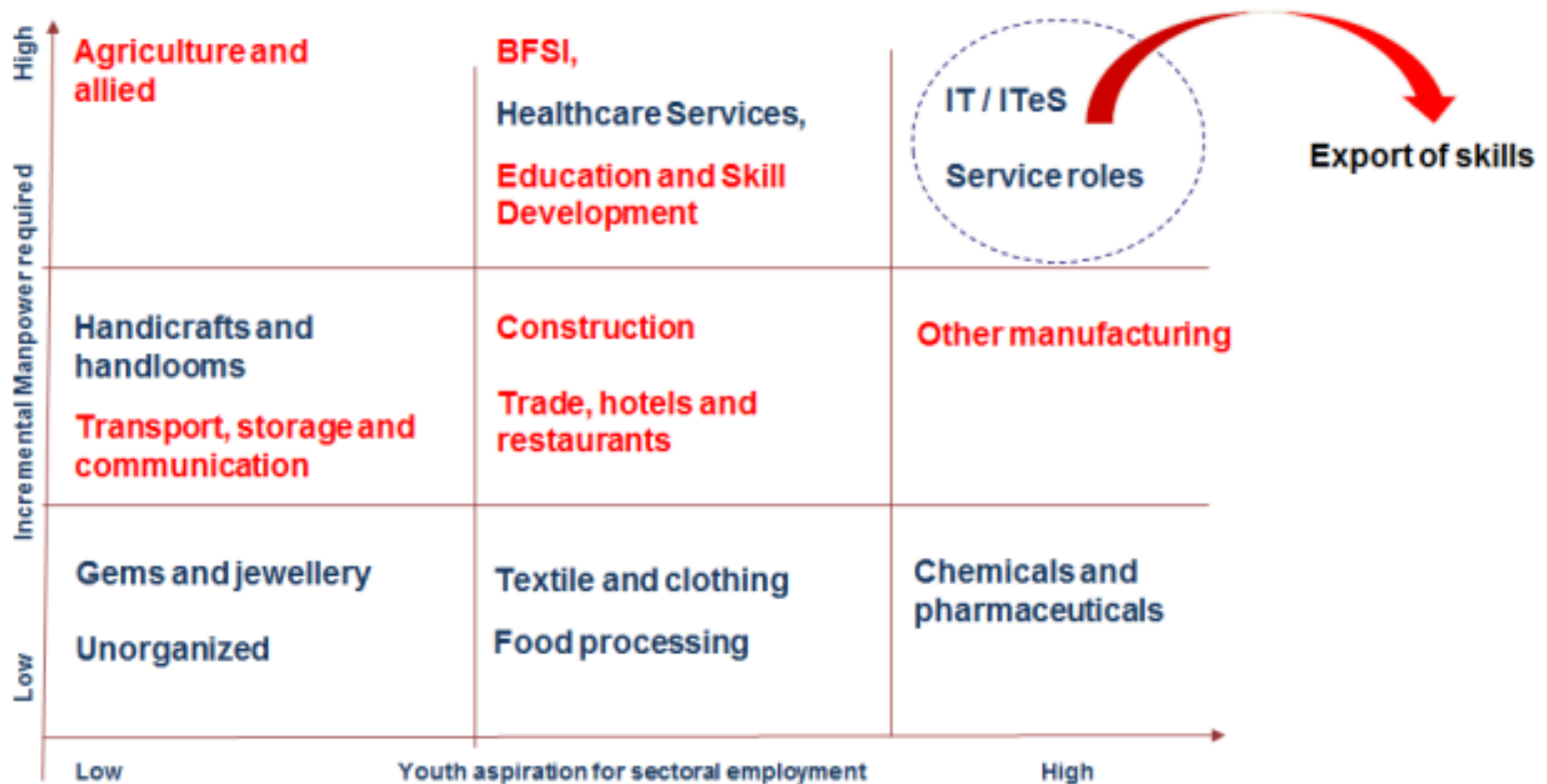
Incremental Demand	2012-17				2017-2022			
	Minimally skilled	Semi-Skilled	Skilled	Total	Minimally skilled	Semi-Skilled	Skilled	Total
Tertiary Sector								
Banking and insurance	6,627	11,049	16,800	34,476	9,142	15,243	23,175	47,560
Education and Skill Development	-	467	22,896	23,363	-	525	25,734	26,259
Healthcare Services	1,537	1,537	12,296	15,370	1,760	1,760	14,078	17,598
Transport, storage and communication	30,020	10,122	2,898	43,040	35,066	11,824	3,385	50,274
Trade, hotels and restaurants	28,452	10,943	4,377	43,772	36,564	14,063	5,625	56,252
Auto servicing	10,860	3,103	1,551	15,514	14,099	4,028	2,014	20,141
Unorganized (computer technician, mobile phone technician, TV technician)	3,379	5,068	2,816	11,262	5,651	8,477	4,709	18,838
Total (III)	80,874	42,289	63,633	186,796	102,281	55,919	78,721	236,921
Grand Total (I+II+III)	319,100	100,707	94,302	514,109	381,230	137,348	120,931	639,509
Total Incremental	1,153,618							

Percentage share of services

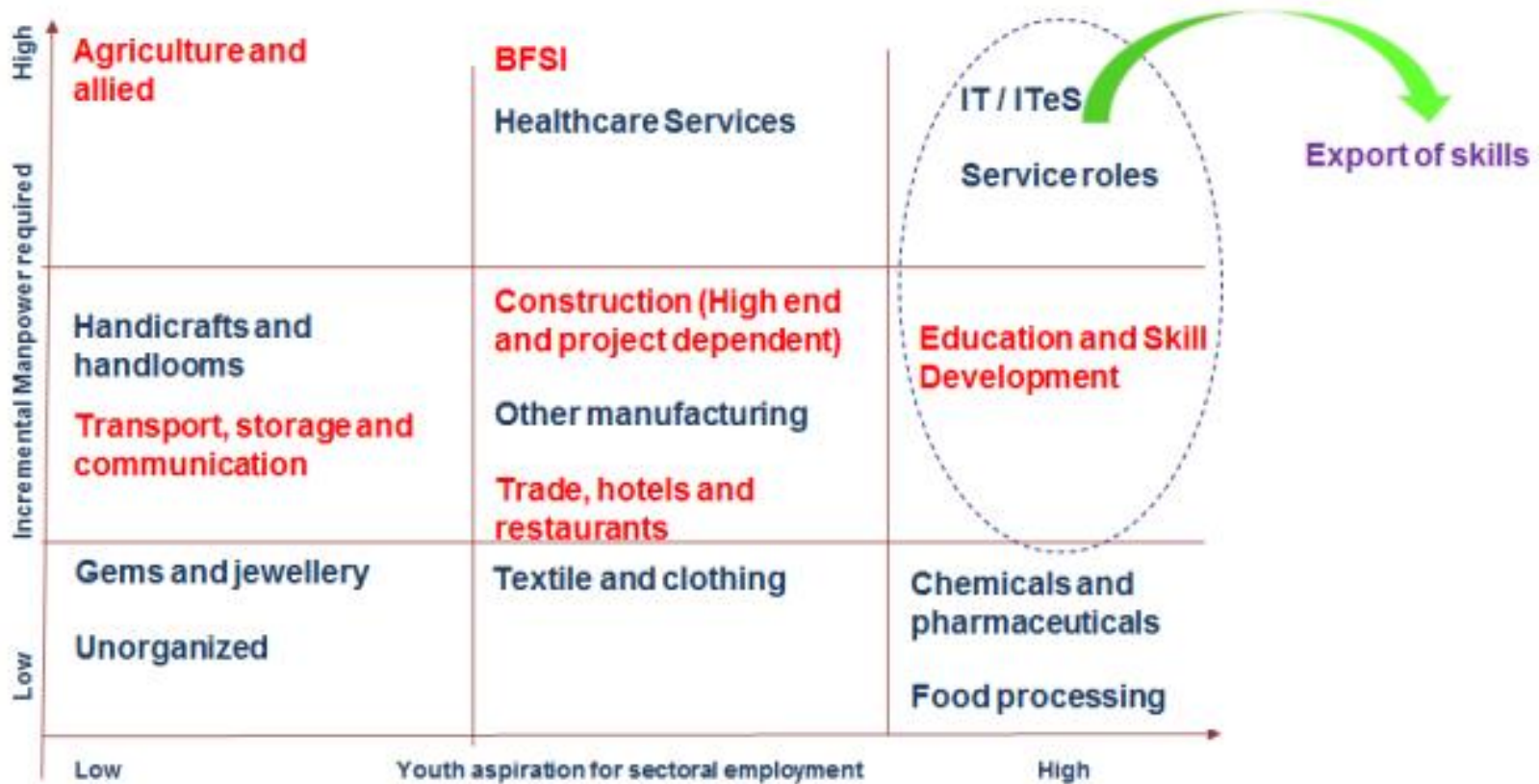


Source: CSO, IMAcS Analysis

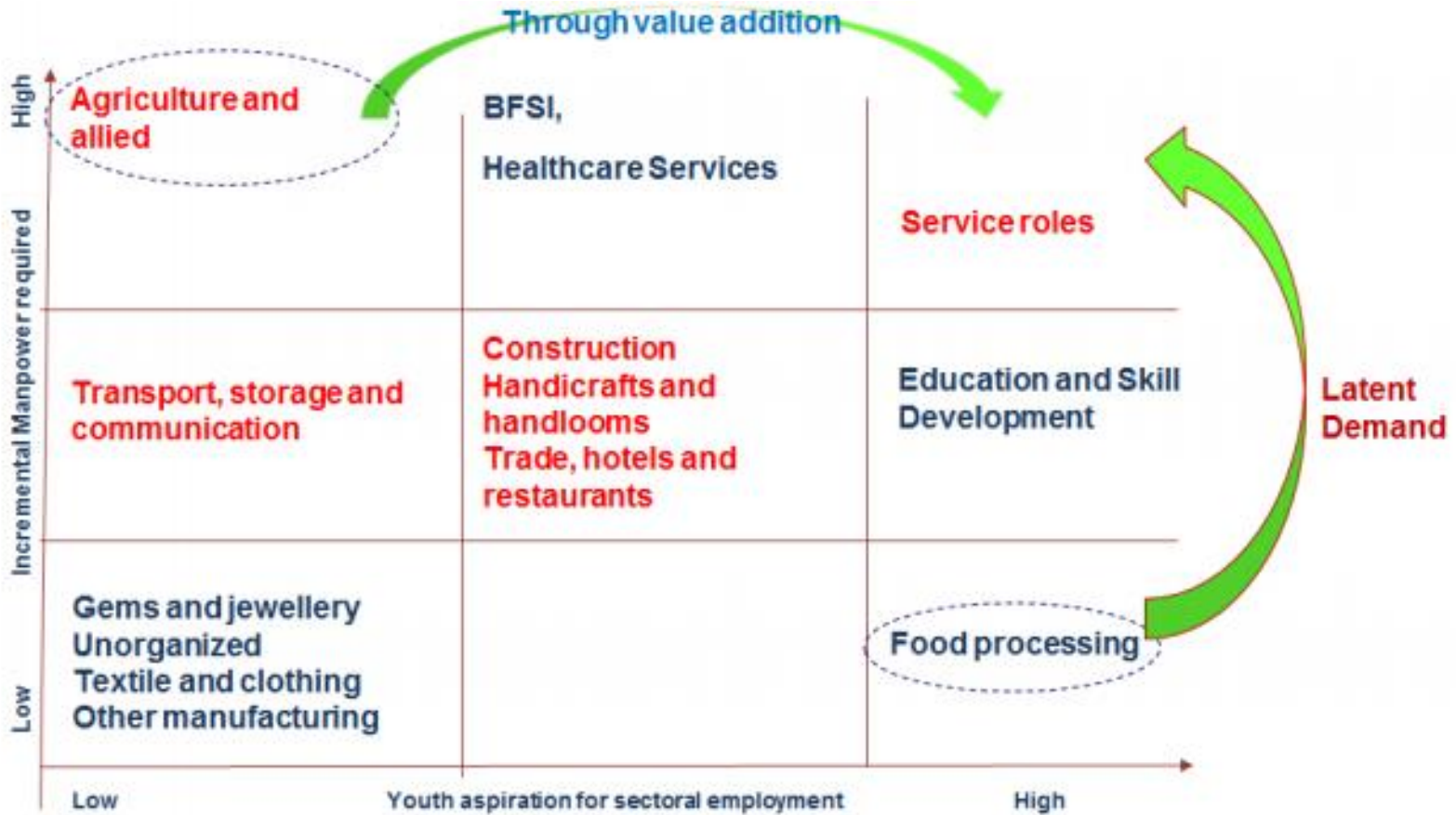
Sector trends- Jammu Region



Sector Trends- Kashmir Region



Sector Trends –Ladakh Region



High, medium and low priority sectors

High Priority	Medium Priority	Low priority
Agriculture and Allied	Handicrafts and handlooms	(computer technician, mobile phone technician, TV mechanic etc.)
Trade Hotels and Restaurants	Education and skill development	Chemicals and pharmaceuticals
Other Manufacturing	Construction and power	Gems & jewellery
Transport ,storage and communication	Auto servicing	Food processing
Banking and Insurance	Healthcare	Textiles

SKILL DEVELOPMENT SCENARIO

Education scenario in the state

School education

Sl. No.	Category	No. of schools	Enrolment, in lakh	No. of teachers
1	Primary	15,203	12.59	63,123
2	Middle	9,320	6.85	45,600
3	High	3,169	5.10	46,078
4	Total Schools	27,692	25.00	154,801

Source: Digest of Statistics, 2010-11

Higher Education

Type of Institute	No. of institutes	Number of students	Number of teachers
General education college	39	124,408	904
Professional education college	92	54,769	1,492
Special education college	1	70	18

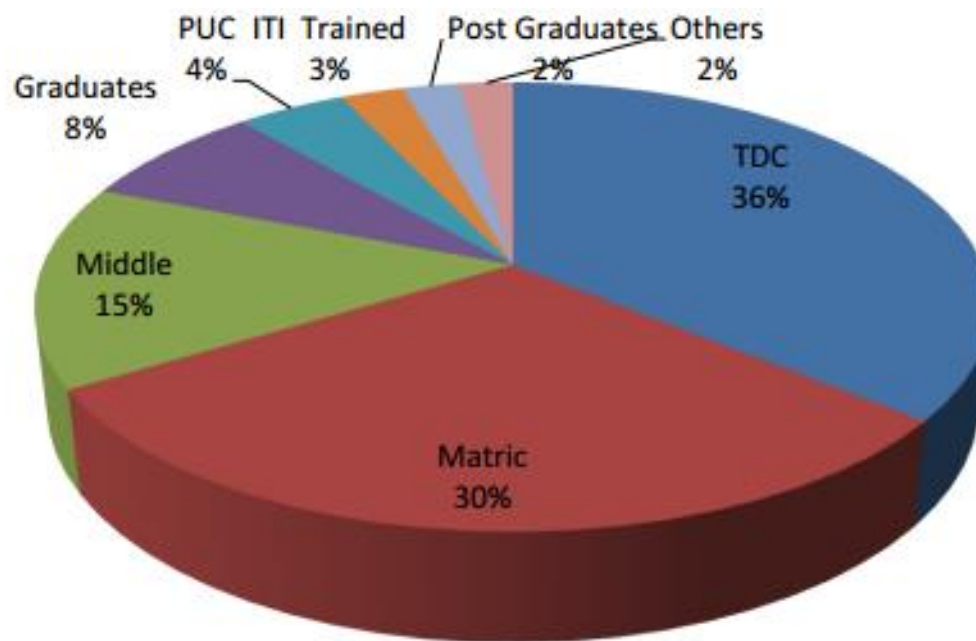
Source: Digest of Statistics, 2010-11

Number of ITIs in State district wise

District	Number of ITIs	Intake
Leh	1	341
Kargil	1	315
Srinagar	2	2004
Anantnag	2	1720
Pulwama	3	651
Ganderbal	2	435
Budgam	2	650
Baramulla	6	1739
Shopian	1	194
Kulgam	1	257
Bandipora	2	362
Kupwara	4	990
Jammu	3	2014
Poonch	3	746
Rajori	4	1042
Udampur	1	387
Kathua	4	829
Samba	1	335
Reasi	1	173
Ramban	3	535
Doda	3	740
Kishtwar	1	650

Source: Directorate of Technical Education, Jammu and Kashmir

Education wise composition of the unemployed youth



Source: District employment exchanges. Others consist of 'skilled other than ITI', illiterate, diploma holders, degree holders, and draftsman.

Special initiative in the state

- ❑ Himayat: Himayat is a 100% centrally sponsored Skills and Placement Programme under the Ministry of Rural Development, within the National Rural Livelihood Mission specifically for residents of Jammu and Kashmir. The scheme aims to train 1,00,000 youth in 5 years and provide atleast 75% of them with jobs.
- ❑ Udaan : The Special Industry Initiative (SII) for J&K is funded by Ministry of Home Affairs and implemented by National Skill Development Corporation (NSDC). The target was to reach out to 40,000 youth in J&K over a period of 5 years.

Awareness creation in the state

Awareness initiative	Number of programmes	Number of participants/students
Employment fair	140	481,994
Awareness camp	162	37,184
Counselling session	259	10,273

Source: www.jakemp.nic.in

RPL certification if done any

- **RPL Certification:** Sixty displaced Kashmiri Pandits women received certificates from Apparel Sector Skill Council (ASSC) under RPL in May 2016
- **Specific/special skills of the state:** Kashmiri embroidery, Papier Mache , Carpets ,handlooms and handicrafts, food industry

Challenges/Issues faced by the State

- Lack of industries means lack of job opportunity in the state
- Law and order – an area of concern
- Changing capital after six months
- Handloom ,handicrafts and tourism –a potential area of skill development
- Convergence of departments and information gap on initiatives of skilling

Nodal Agency

- An order has been passed on 27th June 2016 for the formation of J&K skill development mission. The Director ,Technical Education, J&K shall be the ex officio Mission Director for the J&K skill development mission.

- **Contact Details :**

Ms.Shabnum Kamili(KAS),Mission Director ,SSDM

Email id : jkskilldevmission@gmail.com